
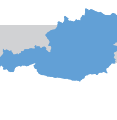



Indicators




AUSTRALIA			
	period	% change from previous	
		period	year
Gross Domestic Product	Q2 98	0.9	4.2
Leading Indicator	Jun. 98	-0.4	0.0
Consumer Price Index	Q2 98	0.6	0.7
		current period	same period last year
Current Balance	Q2 98	-4.09	-2.19
Unemployment Rate	Mar. 98	8.2	8.8
Interest Rate	Jul. 98	5.17	5.19




AUSTRIA			
	period	% change from previous	
		period	year
Gross Domestic Product	Q4 95	0.0	0.3
Leading Indicator	Jul. 98	0.8	5.9
Consumer Price Index	Jul. 98	0.0	0.9
		current period	same period last year
Current Balance	Jun. 98	-0.53	-0.45
Unemployment Rate	Jul. 98	4.5	4.4
Interest Rate	Aug. 98	3.59	3.45




BELGIUM			
	period	% change from previous	
		period	year
Gross Domestic Product	Q4 97	-0.4	2.6
Leading Indicator	Jul. 98	0.4	-1.1
Consumer Price Index	Aug. 98	-0.4	0.4
		current period	same period last year
Current Balance	Q1 98	2.58	3.04
Unemployment Rate	Jul. 98	8.8	9.3
Interest Rate	Jun. 98	3.65	3.27




CANADA			
	period	% change from previous	
		period	year
Gross Domestic Product	Q2 98	0.4	3.1
Leading Indicator	Jul. 98	-0.7	-3.0
Consumer Price Index	Jul. 98	0.0	1.0
		current period	same period last year
Current Balance	Q2 98	-3.09	-2.0
Unemployment Rate	Jul. 98	8.4	9.0
Interest Rate	Jul. 98	5.02	3.51




CZECH REPUBLIC			
	period	% change from previous	
		period	year
Gross Domestic Product	Q1 98	..	-0.9
Leading Indicator
Consumer Price Index	Jul. 98	1.9	10.4
		current period	same period last year
Current Balance	Q1 98	-0.35	-1.07
Unemployment Rate	Jul. 98	6.3	4.5
Interest Rate	Aug. 98	14.23	14.70




DENMARK			
	period	% change from previous	
		period	year
Gross Domestic Product	Q1 98	-0.3	3.3
Leading Indicator	Jun. 98	0.4	7.2
Consumer Price Index	Jul. 98	-0.1	1.8
		current period	same period last year
Current Balance	Q4 97	-0.80	-0.91
Unemployment Rate	Jul. 98	4.6	5.6
Interest Rate	Aug. 98	4.45	3.60




FINLAND			
	period	% change from previous	
		period	year
Gross Domestic Product	Q1 98	-0.5	6.4
Leading Indicator	Apr. 98	-0.7	-2.3
Consumer Price Index	Jul. 98	-0.3	1.1
		current period	same period last year
Current Balance	Jun. 98	0.61	0.53
Unemployment Rate	Jul. 98	12.1	12.8
Interest Rate	Aug. 98	3.61	3.13




FRANCE			
	period	% change from previous	
		period	year
Gross Domestic Product	Q2 98	0.7	3.0
Leading Indicator	Jul. 98	0.6	4.7
Consumer Price Index	Jul. 98	-0.4	0.8
		current period	same period last year
Current Balance	May 98	3.28	3.83
Unemployment Rate	Jul. 98	11.8	12.4
Interest Rate	Aug. 98	3.56	3.43




GERMANY			
	period	% change from previous	
		period	year
Gross Domestic Product	Q1 98	1.0	3.0
Leading Indicator	Jul. 98	-0.2	2.7
Consumer Price Index	Jul. 98	0.3	0.9
		current period	same period last year
Current Balance	Jun. 98	1.74	2.85
Unemployment Rate	Jul. 98	9.6	10.0
Interest Rate	Aug. 98	3.50	3.26




GREECE			
	period	% change from previous	
		period	year
Gross Domestic Product	1996	..	2.6
Leading Indicator	Jul. 98	0.0	1.0
Consumer Price Index	Aug. 98	0.0	5.0
		current period	same period last year
Current Balance	Feb. 98	-1.04	-0.85
Unemployment Rate
Interest Rate	Jul. 98	11.50	9.60




HUNGARY			
	period	% change from previous	
		period	year
Gross Domestic Product
Leading Indicator
Consumer Price Index	Jul. 98	-0.2	14.1
		current period	same period last year
Current Balance
Unemployment Rate	Jul. 98	9.3	10.6
Interest Rate	Jul. 98	17.10	19.70



ICELAND			
	period	% change from previous	
		period	year
Gross Domestic Product	1996	..	5.5
Leading Indicator
Consumer Price Index	Aug. 98	-0.5	1.1
		current period	same period last year
Current Balance	Q1 98	-0.22	0.00
Unemployment Rate	Jul. 98	3.4	4.7
Interest Rate	Jul. 98	7.30	7.10



IRELAND			
	period	% change from previous	
		period	year
Gross Domestic Product	1996	..	8.6
Leading Indicator	Jul. 98	0.2	11.0
Consumer Price Index	Jul. 98	-0.3	2.7
		current period	same period last year
Current Balance	Q1 98	-0.11	-0.43
Unemployment Rate	Jul. 98	9.1	10.1
Interest Rate	Aug. 98	6.08	6.23



ITALY			
	period	% change from previous	
		period	year
Gross Domestic Product	Q1 98	-0.1	2.5
Leading Indicator	Jun. 98	-0.9	4.1
Consumer Price Index	Aug. 98	0.1	1.9
		current period	same period last year
Current Balance	Apr. 98	0.63	2.51
Unemployment Rate	Apr. 98	12.4	12.2
Interest Rate	Jul. 98	4.88	6.89

Definitions and Notes

Gross Domestic Product: Volume series, seasonally adjusted except for Czech Republic and Portugal

Leading Indicator: A composite indicator, based on other indicators of economic activity (employment, sales, income, etc.), which signals cyclical movements in industrial production from six to nine months in advance

Consumer Price Index: Measures changes in average retail prices of a fixed basket of goods and services


Current Balance: \$ billion; not seasonally adjusted except for Australia, the United Kingdom and the United States

Unemployment Rate: % of civilian labour force – standardised unemployment rate; national definitions for Czech Republic, Iceland, Korea, Mexico, Poland, Switzerland and Turkey; seasonally adjusted apart from Turkey


Interest Rate: Three months, except for Greece (twelve months) and Turkey (overnight interbank rate)

.. not available


Source: Main Economic Indicators, OECD Publications, Paris, September 1998.




JAPAN			
	period	% change from previous	
		period	year
Gross Domestic Product	Q1 98	-1.3	-3.7
Leading Indicator	Jul. 98	0.8	-3.1
Consumer Price Index	Jul. 98	-0.6	-0.1
		current period	same period last year
Current Balance	Jun. 98	10.28	8.63
Unemployment Rate	Jul. 98	4.1	3.4
Interest Rate	Aug. 98	0.73	0.59




MEXICO			
	period	% change from previous	
		period	year
Gross Domestic Product	Q2 98	1.9	4.2
Leading Indicator	Jun. 98	1.1	5.3
Consumer Price Index	Jul. 98	1.0	15.4
		current period	same period last year
Current Balance	Q2 98	-3.54	-1.13
Unemployment Rate	Jul. 98	3.0	3.8
Interest Rate	Jul. 98	21.82	19.40




NORWAY			
	period	% change from previous	
		period	year
Gross Domestic Product	Q2 98	1.0	1.7
Leading Indicator	Jun. 98	-0.4	0.2
Consumer Price Index	Jul. 98	0.1	2.4
		current period	same period last year
Current Balance	Q4 97	1.43	2.65
Unemployment Rate	Q1 98	3.3	4.2
Interest Rate	Jul. 98	5.40	4.00




SPAIN			
	period	% change from previous	
		period	year
Gross Domestic Product	Q1 98	0.9	3.7
Leading Indicator	Jun. 98	0.6	3.2
Consumer Price Index	Jul. 98	0.4	2.3
		current period	same period last year
Current Balance	Jun. 98	-0.10	-0.14
Unemployment Rate	Jul. 98	18.6	21.0
Interest Rate	Aug. 98	4.35	5.34




TURKEY			
	period	% change from previous	
		period	year
Gross Domestic Product	Q1 98	4.3	7.1
Leading Indicator	
Consumer Price Index	Jul. 98	3.4	85.3
		current period	same period last year
Current Balance	Q2 98	-0.47	-1.06
Unemployment Rate	Q2 98	6.4	5.9
Interest Rate	Aug. 98	76.41	73.93




KOREA			
	period	% change from previous	
		period	year
Gross Domestic Product	Q2 98	-1.2	-6.7
Leading Indicator	
Consumer Price Index	Aug. 98	0.3	6.9
		current period	same period last year
Current Balance	Jun. 98	3.43	-0.22
Unemployment Rate	Jul. 98	8.6	2.4
Interest Rate	Jul. 98	14.00	11.90




NETHERLANDS			
	period	% change from previous	
		period	year
Gross Domestic Product	Q2 98	0.7	3.7
Leading Indicator	Jul. 98	0.3	1.7
Consumer Price Index	Jul. 98	0.2	2.0
		current period	same period last year
Current Balance	Q1 98	3.54	4.66
Unemployment Rate	Jun. 98	3.9	5.4
Interest Rate	Aug. 98	3.44	3.42




POLAND			
	period	% change from previous	
		period	year
Gross Domestic Product	
Leading Indicator	
Consumer Price Index	Jul. 98	-0.4	11.7
		current period	same period last year
Current Balance	May 98	-0.12	-0.14
Unemployment Rate	Jul. 98	9.6	11.1
Interest Rate	Jun. 98	20.88	20.91




SWEDEN			
	period	% change from previous	
		period	year
Gross Domestic Product	Q2 98	1.9	4.2
Leading Indicator	Jul. 98	0.5	2.5
Consumer Price Index	Jul. 98	-0.2	-0.1
		current period	same period last year
Current Balance	May 98	-0.10	-0.13
Unemployment Rate	Jul. 98	8.6	10.1
Interest Rate	Aug. 98	4.19	4.17




UNITED KINGDOM			
	period	% change from previous	
		period	year
Gross Domestic Product	Q2 98	0.5	2.6
Leading Indicator	Jul. 98	-0.4	-0.2
Consumer Price Index	Jul. 98	-0.2	3.5
		current period	same period last year
Current Balance	Q1 98	-5.30	2.23
Unemployment Rate	May 98	6.2	7.2
Interest Rate	Aug. 98	7.66	7.15




LUXEMBOURG			
	period	% change from previous	
		period	year
Gross Domestic Product	1996		3.0
Leading Indicator	Jul. 98	0.3	3.5
Consumer Price Index	Jul. 98	0.3	1.1
		current period	same period last year
Current Balance	
Unemployment Rate	Jul. 98	2.3	2.6
Interest Rate	



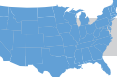
NEW ZEALAND			
	period	% change from previous	
		period	year
Gross Domestic Product	Q1 98	-0.6	2.3
Leading Indicator	
Consumer Price Index	Q2 98	0.5	1.7
		current period	same period last year
Current Balance	Q1 98	-0.27	-0.61
Unemployment Rate	Q2 98	7.7	6.7
Interest Rate	Aug. 98	6.79	8.34



PORTUGAL			
	period	% change from previous	
		period	year
Gross Domestic Product	Q4 97	1.9	4.8
Leading Indicator	Jun. 98	0.0	2.5
Consumer Price Index	Jul. 98	0.2	3.1
		current period	same period last year
Current Balance	Q4 97	-0.69	-0.87
Unemployment Rate	Jul. 98	6.2	7.0
Interest Rate	Aug. 98	4.35	5.49



SWITZERLAND			
	period	% change from previous	
		period	year
Gross Domestic Product	Q1 98	0.5	2.4
Leading Indicator	Jul. 98	0.4	5.1
Consumer Price Index	Aug. 98	0.3	0.1
		current period	same period last year
Current Balance	Q2 98	5.10	5.26
Unemployment Rate	Jul. 98	3.5	5.2
Interest Rate	Jul. 98	1.98	1.42



UNITED STATES			
	period	% change from previous	
		period	year
Gross Domestic Product	Q2 98	0.4	3.6
Leading Indicator	Jul. 98	0.1	2.0
Consumer Price Index	Jul. 98	0.1	1.7
		current period	same period last year
Current Balance	Q1 98	-47.21	-36.99
Unemployment Rate	Jul. 98	4.5	4.9
Interest Rate	Aug. 98	5.58	5.60