
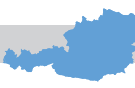


# Indicators




**AUSTRALIA**

	period	% change from previous	
		period	year
Gross Domestic Product	Q2 98	0.9	4.2
Leading Indicator	Jun. 98	-0.4	0.0
Consumer Price Index	Q2 98	0.6	0.7
		current period	same period last year
Current Balance	Q2 98	-4.09	-2.19
Unemployment Rate	Mar. 98	8.2	8.8
Interest Rate	Jul. 98	5.17	5.19




**AUSTRIA**

	period	% change from previous	
		period	year
Gross Domestic Product	Q4 95	0.0	0.3
Leading Indicator	Jul. 98	0.8	5.9
Consumer Price Index	Jul. 98	0.0	0.9
		current period	same period last year
Current Balance	Jun. 98	-0.53	-0.45
Unemployment Rate	Jul. 98	4.5	4.4
Interest Rate	Aug. 98	3.59	3.45




**BELGIUM**

	period	% change from previous	
		period	year
Gross Domestic Product	Q4 97	-0.4	2.6
Leading Indicator	Jul. 98	0.4	-1.1
Consumer Price Index	Aug. 98	-0.4	0.4
		current period	same period last year
Current Balance	Q1 98	2.58	3.04
Unemployment Rate	Jul. 98	8.8	9.3
Interest Rate	Jun. 98	3.65	3.27




**CANADA**

	period	% change from previous	
		period	year
Gross Domestic Product	Q2 98	0.4	3.1
Leading Indicator	Jul. 98	-0.7	-3.0
Consumer Price Index	Jul. 98	0.0	1.0
		current period	same period last year
Current Balance	Q2 98	-3.09	-2.0
Unemployment Rate	Jul. 98	8.4	9.0
Interest Rate	Jul. 98	5.02	3.51




**CZECH REPUBLIC**

	period	% change from previous	
		period	year
Gross Domestic Product	Q1 98	..	-0.9
Leading Indicator	..	..	..
Consumer Price Index	Jul. 98	1.9	10.4
		current period	same period last year
Current Balance	Q1 98	-0.35	-1.07
Unemployment Rate	Jul. 98	6.3	4.5
Interest Rate	Aug. 98	14.23	14.70




**DENMARK**

	period	% change from previous	
		period	year
Gross Domestic Product	Q1 98	-0.3	3.3
Leading Indicator	Jun. 98	0.4	7.2
Consumer Price Index	Jul. 98	-0.1	1.8
		current period	same period last year
Current Balance	Q4 97	-0.80	-0.91
Unemployment Rate	Jul. 98	4.6	5.6
Interest Rate	Aug. 98	4.45	3.60




**FINLAND**

	period	% change from previous	
		period	year
Gross Domestic Product	Q1 98	-0.5	6.4
Leading Indicator	Apr. 98	-0.7	-2.3
Consumer Price Index	Jul. 98	-0.3	1.1
		current period	same period last year
Current Balance	Jun. 98	0.61	0.53
Unemployment Rate	Jul. 98	12.1	12.8
Interest Rate	Aug. 98	3.61	3.13




**FRANCE**

	period	% change from previous	
		period	year
Gross Domestic Product	Q2 98	0.7	3.0
Leading Indicator	Jul. 98	0.6	4.7
Consumer Price Index	Jul. 98	-0.4	0.8
		current period	same period last year
Current Balance	May 98	3.28	3.83
Unemployment Rate	Jul. 98	11.8	12.4
Interest Rate	Aug. 98	3.56	3.43




**GERMANY**

	period	% change from previous	
		period	year
Gross Domestic Product	Q1 98	1.0	3.0
Leading Indicator	Jul. 98	-0.2	2.7
Consumer Price Index	Jul. 98	0.3	0.9
		current period	same period last year
Current Balance	Jun. 98	1.74	2.85
Unemployment Rate	Jul. 98	9.6	10.0
Interest Rate	Aug. 98	3.50	3.26




**GREECE**

	period	% change from previous	
		period	year
Gross Domestic Product	1996	..	2.6
Leading Indicator	Jul. 98	0.0	1.0
Consumer Price Index	Aug. 98	0.0	5.0
		current period	same period last year
Current Balance	Feb. 98	-1.04	-0.85
Unemployment Rate	..	..	..
Interest Rate	Jul. 98	11.50	9.60




**HUNGARY**

	period	% change from previous	
		period	year
Gross Domestic Product	..	..	..
Leading Indicator	..	..	..
Consumer Price Index	Jul. 98	-0.2	14.1
		current period	same period last year
Current Balance	..	..	..
Unemployment Rate	Jul. 98	9.3	10.6
Interest Rate	Jul. 98	17.10	19.70




**ICELAND**

	period	% change from previous	
		period	year
Gross Domestic Product	1996	..	5.5
Leading Indicator	..	..	..
Consumer Price Index	Aug. 98	-0.5	1.1
		current period	same period last year
Current Balance	Q1 98	-0.22	0.00
Unemployment Rate	Jul. 98	3.4	4.7
Interest Rate	Jul. 98	7.30	7.10



**IRELAND**

	period	% change from previous	
		period	year
Gross Domestic Product	1996	..	8.6
Leading Indicator	Jul. 98	0.2	11.0
Consumer Price Index	Jul. 98	-0.3	2.7
		current period	same period last year
Current Balance	Q1 98	-0.11	-0.43
Unemployment Rate	Jul. 98	9.1	10.1
Interest Rate	Aug. 98	6.08	6.23



**ITALY**

	period	% change from previous	
		period	year
Gross Domestic Product	Q1 98	-0.1	2.5
Leading Indicator	Jun. 98	-0.9	4.1
Consumer Price Index	Aug. 98	0.1	1.9
		current period	same period last year
Current Balance	Apr. 98	0.63	2.51
Unemployment Rate	Apr. 98	12.4	12.2
Interest Rate	Jul. 98	4.88	6.89

## Definitions and Notes

**Gross Domestic Product:** Volume series, seasonally adjusted except for Czech Republic and Portugal

**Leading Indicator:** A composite indicator, based on other indicators of economic activity (employment, sales, income, etc.), which signals cyclical movements in industrial production from six to nine months in advance


**Consumer Price Index:** Measures changes in average retail prices of a fixed basket of goods and services

**Current Balance:** \$ billion; not seasonally adjusted except for Australia, the United Kingdom and the United States


**Unemployment Rate:** % of civilian labour force - standardised unemployment rate; national definitions for Czech Republic, Iceland, Korea, Mexico, Poland, Switzerland and Turkey; seasonally adjusted apart from Turkey

**Interest Rate:** Three months, except for Greece (twelve months) and Turkey (overnight interbank rate)


.. not available  
Source: Main Economic Indicators, OECD Publications, Paris, September 1998.




JAPAN			
	period	% change from previous	
		period	year
Gross Domestic Product	Q1 98	-1.3	-3.7
Leading Indicator	Jul. 98	0.8	-3.1
Consumer Price Index	Jul. 98	-0.6	-0.1
		current period	same period last year
Current Balance	Jun. 98	10.28	8.63
Unemployment Rate	Jul. 98	4.1	3.4
Interest Rate	Aug. 98	0.73	0.59




KOREA			
	period	% change from previous	
		period	year
Gross Domestic Product	Q2 98	-1.2	-6.7
Leading Indicator		..	..
Consumer Price Index	Aug. 98	0.3	6.9
		current period	same period last year
Current Balance	Jun. 98	3.43	-0.22
Unemployment Rate	Jul. 98	8.6	2.4
Interest Rate	Jul. 98	14.00	11.90




LUXEMBOURG			
	period	% change from previous	
		period	year
Gross Domestic Product	1996		3.0
Leading Indicator	Jul. 98	0.3	3.5
Consumer Price Index	Jul. 98	0.3	1.1
		current period	same period last year
Current Balance		..	..
Unemployment Rate	Jul. 98	2.3	2.6
Interest Rate		..	..




MEXICO			
	period	% change from previous	
		period	year
Gross Domestic Product	Q2 98	1.9	4.2
Leading Indicator	Jun. 98	1.1	5.3
Consumer Price Index	Jul. 98	1.0	15.4
		current period	same period last year
Current Balance	Q2 98	-3.54	-1.13
Unemployment Rate	Jul. 98	3.0	3.8
Interest Rate	Jul. 98	21.82	19.40




NETHERLANDS			
	period	% change from previous	
		period	year
Gross Domestic Product	Q2 98	0.7	3.7
Leading Indicator	Jul. 98	0.3	1.7
Consumer Price Index	Jul. 98	0.2	2.0
		current period	same period last year
Current Balance	Q1 98	3.54	4.66
Unemployment Rate	Jun. 98	3.9	5.4
Interest Rate	Aug. 98	3.44	3.42




NEW ZEALAND			
	period	% change from previous	
		period	year
Gross Domestic Product	Q1 98	-0.6	2.3
Leading Indicator		..	..
Consumer Price Index	Q2 98	0.5	1.7
		current period	same period last year
Current Balance	Q1 98	-0.27	-0.61
Unemployment Rate	Q2 98	7.7	6.7
Interest Rate	Aug. 98	6.79	8.34




NORWAY			
	period	% change from previous	
		period	year
Gross Domestic Product	Q2 98	1.0	1.7
Leading Indicator	Jun. 98	-0.4	0.2
Consumer Price Index	Jul. 98	0.1	2.4
		current period	same period last year
Current Balance	Q4 97	1.43	2.65
Unemployment Rate	Q1 98	3.3	4.2
Interest Rate	Jul. 98	5.40	4.00




POLAND			
	period	% change from previous	
		period	year
Gross Domestic Product		..	..
Leading Indicator		..	..
Consumer Price Index	Jul. 98	-0.4	11.7
		current period	same period last year
Current Balance	May 98	-0.12	-0.14
Unemployment Rate	Jul. 98	9.6	11.1
Interest Rate	Jun. 98	20.88	20.91




PORTUGAL			
	period	% change from previous	
		period	year
Gross Domestic Product	Q4 97	1.9	4.8
Leading Indicator	Jun. 98	0.0	2.5
Consumer Price Index	Jul. 98	0.2	3.1
		current period	same period last year
Current Balance	Q4 97	-0.69	-0.87
Unemployment Rate	Jul. 98	6.2	7.0
Interest Rate	Aug. 98	4.35	5.49




SPAIN			
	period	% change from previous	
		period	year
Gross Domestic Product	Q1 98	0.9	3.7
Leading Indicator	Jun. 98	0.6	3.2
Consumer Price Index	Jul. 98	0.4	2.3
		current period	same period last year
Current Balance	Jun. 98	-0.10	-0.14
Unemployment Rate	Jul. 98	18.6	21.0
Interest Rate	Aug. 98	4.35	5.34




SWEDEN			
	period	% change from previous	
		period	year
Gross Domestic Product	Q2 98	1.9	4.2
Leading Indicator	Jul. 98	0.5	2.5
Consumer Price Index	Jul. 98	-0.2	-0.1
		current period	same period last year
Current Balance	May 98	-0.10	-0.13
Unemployment Rate	Jul. 98	8.6	10.1
Interest Rate	Aug. 98	4.19	4.17



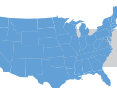
SWITZERLAND			
	period	% change from previous	
		period	year
Gross Domestic Product	Q1 98	0.5	2.4
Leading Indicator	Jul. 98	0.4	5.1
Consumer Price Index	Aug. 98	0.3	0.1
		current period	same period last year
Current Balance	Q2 98	5.10	5.26
Unemployment Rate	Jul. 98	3.5	5.2
Interest Rate	Jul. 98	1.98	1.42



TURKEY			
	period	% change from previous	
		period	year
Gross Domestic Product	Q1 98	4.3	7.1
Leading Indicator		..	..
Consumer Price Index	Jul. 98	3.4	85.3
		current period	same period last year
Current Balance	Q2 98	-0.47	-1.06
Unemployment Rate	Q2 98	6.4	5.9
Interest Rate	Aug. 98	76.41	73.93



UNITED KINGDOM			
	period	% change from previous	
		period	year
Gross Domestic Product	Q2 98	0.5	2.6
Leading Indicator	Jul. 98	-0.4	-0.2
Consumer Price Index	Jul. 98	-0.2	3.5
		current period	same period last year
Current Balance	Q1 98	-5.30	2.23
Unemployment Rate	May 98	6.2	7.2
Interest Rate	Aug. 98	7.66	7.15



UNITED STATES			
	period	% change from previous	
		period	year
Gross Domestic Product	Q2 98	0.4	3.6
Leading Indicator	Jul. 98	0.1	2.0
Consumer Price Index	Jul. 98	0.1	1.7
		current period	same period last year
Current Balance	Q1 98	-47.21	-36.99
Unemployment Rate	Jul. 98	4.5	4.9
Interest Rate	Aug. 98	5.58	5.60