






























# Indicators

databank

			% change from:						
			previous period	previous year			current period	same period last year	
	Australia	Gross domestic product	Q3 98	1.0	5.0	Current balance	Q4 98	-4.97	-3.96
		Leading indicator	Dec. 98	0.9	1.8	Unemployment rate	Oct. 98	7.6	8.3
		Consumer price index	Q4 98	0.5	1.6	Interest rate	Jan. 99	4.79	4.99
	Austria	Gross domestic product	Q4 95	0.0	..	Current balance	Dec. 98	0.35	0.67
		Leading indicator	Dec. 98	0.1	0.4	Unemployment rate	Jan. 99	4.4	4.4
		Consumer price index	Jan. 99	-0.1	0.5	Interest rate	Dec. 98	3.40	3.84
	Belgium	Gross domestic product	Q3 98	0.3	2.5	Current balance	Q3 98	2.88	3.24
		Leading indicator	Jan. 99	0.2	-3.9	Unemployment rate	Jan. 99	8.4	8.9
		Consumer price index	Feb. 99	0.2	1.0	Interest rate	Dec. 98	3.30	3.64
	Canada	Gross domestic product	Q4 98	1.1	2.8	Current balance	Q4 98	-2.51	-2.39
		Leading indicator	Dec. 98	0.7	1.6	Unemployment rate	Jan. 99	7.8	8.8
		Consumer price index	Jan. 99	0.2	0.6	Interest rate	Feb. 99	5.02	4.96
	Czech Rep.	Gross domestic product	Q3 98	..	-2.9	Current balance	Q3 98	-0.02	-0.68
		Leading indicator		..	..	Unemployment rate	Jan. 99	7.2	5.0
		Consumer price index	Jan. 99	0.8	3.5	Interest rate	Feb. 99	8.18	15.92
	Denmark	Gross domestic product	Q3 98	1.8	3.3	Current balance	Q4 97	-0.80	-0.91
		Leading indicator	Dec. 98	0.4	1.6	Unemployment rate	Dec. 98	4.6	5.4
		Consumer price index	Jan. 99	-0.1	1.7	Interest rate	Feb. 99	3.50	3.81
	Finland	Gross domestic product	Q3 98	0.8	4.7	Current balance	Dec. 98	0.86	0.84
		Leading indicator	Oct. 98	-0.4	-7.9	Unemployment rate	Jan. 99	10.7	11.9
		Consumer price index	Jan. 99	-0.2	0.5	Interest rate	Dec. 98	3.37	3.60
	France	Gross domestic product	Q4 98	0.7	2.8	Current balance	Nov. 98	3.24	1.84
		Leading indicator	Jan. 99	0.1	2.4	Unemployment rate	Jan. 99	11.6	12.1
		Consumer price index	Jan. 99	-0.3	0.4	Interest rate	Dec. 98	3.32	3.69
	Germany	Gross domestic product	Q3 98	0.9	2.7	Current balance	Dec. 98	-0.55	5.73
		Leading indicator	Jan. 99	-0.1	-3.0	Unemployment rate	Jan. 99	9.1	9.8
		Consumer price index	Jan. 99	-0.1	0.4	Interest rate	Dec. 98	3.38	3.74
	Greece	Gross domestic product	1997		3.2	Current balance	Mar. 98	-0.82	-0.75
		Leading indicator	Dec. 98	0.0	1.3	Unemployment rate		..	..
		Consumer price index	Jan. 99	-1.0	3.7	Interest rate	Jan. 99	9.50	12.40
	Hungary	Gross domestic product	Q3 98	..	5.6*	Current balance	Jan. 99	-0.2*	-0.2*
		Leading indicator		..	..	Unemployment rate	Dec. 98	9.5	10.8
		Consumer price index	Dec. 98	0.3	10.3	Interest rate	Jan. 99	15.80	19.30
	Iceland	Gross domestic product	1997		4.4	Current balance	Q3 98	-0.06	-0.03
		Leading indicator		..	..	Unemployment rate	Jan. 99	1.6	2.6
		Consumer price index	Feb. 99	-0.2	1.4	Interest rate	Jan. 99	7.64	7.30
	Ireland	Gross domestic product	1997		10.6	Current balance	Q3 98	1.08	1.28
		Leading indicator	Oct. 98	-0.3	6.7	Unemployment rate	Jan. 99	7.2	8.6
		Consumer price index	Jan. 99	-0.8	1.5	Interest rate	Dec. 98	3.22	6.07
	Italy	Gross domestic product	Q3 98	0.5	1.2	Current balance	Oct. 98	1.86	3.75
		Leading indicator	Jan. 99	1.3	0.8	Unemployment rate	Oct. 98	12.3	12.1
		Consumer price index	Dec. 98	0.0	1.5	Interest rate	Feb. 99	3.07	6.13
	Japan	Gross domestic product	Q3 98	-0.7	-3.5	Current balance	Dec. 98	12.39	9.94
		Leading indicator	Dec. 98	1.5	1.3	Unemployment rate	Jan. 99	4.4	3.5
		Consumer price index	Jan. 99	-0.5	0.2	Interest rate	Jan. 99	0.69	0.95

			% change from:						
			previous period	previous year					current period
	Korea	Gross domestic product	Q3 98	1.2	-6.8	Current balance	Nov. 98	3.33	0.86
		Leading indicator		..	..	Unemployment rate	Jan. 99	7.7	4.1
		Consumer price index	Feb. 99	0.4	0.2	Interest rate	Jan. 99	7.00	23.10
	Luxembourg	Gross domestic product	1997		3.7	Current balance		..	..
		Leading indicator	Jan. 99	0.2	-4.0	Unemployment rate	Jan. 99	2.8	2.8
		Consumer price index	Jan. 99	-1.7	-1.4	Interest rate		..	..
	Mexico	Gross domestic product	Q3 98	2.0	5.0	Current balance	Q3 98	-4.68	-2.55
		Leading indicator	Oct. 98	-5.7	-3.4	Unemployment rate	Dec. 98	3.1	3.4
		Consumer price index	Jan. 99	2.5	19.0	Interest rate	Jan. 99	31.97	19.37
	Netherlands	Gross domestic product	Q4 98	1.3	3.3	Current balance	Q2 98	5.27	4.92
		Leading indicator	Dec. 98	0.6	0.7	Unemployment rate	Dec. 98	3.6	4.6
		Consumer price index	Jan. 99	0.1	2.2	Interest rate	Dec. 98	3.33	3.69
	New Zealand	Gross domestic product	Q3 98	0.7	-1.3	Current balance	Q3 98	-1.20	-1.39
		Leading indicator		..	..	Unemployment rate	Q4 98	7.7	6.8
		Consumer price index	Q4 98	-0.8	0.4	Interest rate	Jan. 99	4.47	8.89
	Norway	Gross domestic product	Q4 98	-0.6	0.2	Current balance	Q4 98	-1.53	1.37
		Leading indicator	Dec. 98	-0.2	-1.8	Unemployment rate	Q3 98	3.2	4.1
		Consumer price index	Jan. 99	0.4	2.3	Interest rate	Feb. 99	7.27	3.84
	Poland	Gross domestic product		..	..	Current balance	Sep. 98	-1.29	-0.45
		Leading indicator		..	..	Unemployment rate	Jan. 99	11.1	10.4
		Consumer price index	Dec. 98	0.4	8.4	Interest rate	Jan. 99	13.58	23.31
	Portugal	Gross domestic product	Q2 98	1.0	3.5	Current balance	Q4 97	-0.69	-0.87
		Leading indicator	Dec. 98	-3.7	-5.3	Unemployment rate	Jan. 99	4.3	5.9
		Consumer price index	Jan. 99	-0.3	2.7	Interest rate	Jan. 99	3.13	4.84
	Spain	Gross domestic product	Q4 98	0.7	3.6	Current balance	Dec. 98	-2.62	-1.53
		Leading indicator	Dec. 98	1.2	2.9	Unemployment rate	Jan. 99	17.8	19.7
		Consumer price index	Jan. 99	0.4	1.5	Interest rate	Feb. 99	3.06	4.60
	Sweden	Gross domestic product	Q3 98	-0.1	3.2	Current balance	Dec. 98	0.65	0.25
		Leading indicator	Dec. 98	-0.7	-1.6	Unemployment rate	Jan. 99	7.6	9.0
		Consumer price index	Jan. 99	0.0	-0.3	Interest rate	Feb. 99	3.14	4.33
	Switzerland	Gross domestic product	Q3 98	0.4	1.8	Current balance	Q4 98	4.97	6.60
		Leading indicator	Jan. 99	0.0	0.4	Unemployment rate	Jan. 99	3.2	4.7
		Consumer price index	Jan. 99	0.2	0.1	Interest rate	Jan. 99	1.17	1.23
	Turkey	Gross domestic product	Q3 98	-3.4	1.6	Current balance	Q3 98	1.79	0.94
		Leading indicator		..	..	Unemployment rate	Q4 98	6.2	6.9
		Consumer price index	Jan. 99	4.7	66.6	Interest rate	Jan. 99	78.88	72.78
	United Kingdom	Gross domestic product	Q4 98	0.2	1.3	Current balance	Q3 98	3.77	3.14
		Leading indicator	Jan. 99	1.1	-1.4	Unemployment rate	Nov. 98	6.2	6.6
		Consumer price index	Jan. 99	-0.6	2.4	Interest rate	Feb. 99	5.42	7.45
	United States	Gross domestic product	Q4 98	1.5	4.3	Current balance	Q3 98	-61.30	-38.09
		Leading indicator	Jan. 99	2.0	2.1	Unemployment rate	Jan. 99	4.3	4.6
		Consumer price index	Jan. 99	0.2	1.7	Interest rate	Feb. 99	4.90	5.54

#### Definitions and notes

**Gross Domestic product:** Volume series, seasonally adjusted except for Czech Republic and Portugal; **Leading indicator:** A composite indicator, based on other indicators of economic activity (employment, sales, income, etc.), which signals cyclical movements in industrial production from six to nine months in advance; **Consumer price index:** Measures changes in average retail prices of a fixed basket of goods and services; **Current balance:** \$ billion; not seasonally adjusted except for Australia, the United Kingdom and the United States;

**Unemployment rate:** % of civilian labour force – standardised unemployment rate; national definitions for Czech Republic, Iceland, Korea, Mexico, Poland, Switzerland and Turkey; seasonally adjusted apart from Turkey; **Interest rate:** Three months, except for Greece (twelve months) and Turkey (overnight interbank rate); .. *not available*  
Sources: *Main Economic Indicators*, OECD Publications, Paris, December 1998. For Hungary, PIB\*: CSO and current balance\*: Central Bank.