















			% change from:				% change from:		
			previous period	previous year			current period	same period last year	
	Australia	Gross domestic product	Q2 98	0.9	4.2	Current balance	Q3 98	-4.37	-3.29
		Leading indicator	Sep. 98	-0.1	-0.4	Unemployment rate	Oct. 98	7.6	8.3
		Consumer price index	Q3 98	0.2	1.3	Interest rate	Oct. 98	4.82	4.83
	Austria	Gross domestic product	Q4 95	0.0	0.3	Current balance	Sep. 98	-0.72	-0.04
		Leading indicator	Oct. 98	-0.8	1.6	Unemployment rate	Oct. 98	4.4	4.4
		Consumer price index	Oct. 98	0.1	0.7	Interest rate	Nov. 98	3.60	3.85
	Belgium	Gross domestic product	Q2 98	0.6	3.8	Current balance	Q2 98	2.73	3.33
		Leading indicator	Oct. 98	-1.1	-7.6	Unemployment rate	Oct. 98	8.6	9.1
		Consumer price index	Nov. 98	0.0	0.6	Interest rate	Nov. 98	3.56	3.77
	Canada	Gross domestic product	Q3 98	0.4	2.3	Current balance	Q3 98	-1.11	-2.18
		Leading indicator	Oct. 98	0.8	-0.5	Unemployment rate	Oct. 98	8.1	9.1
		Consumer price index	Oct. 98	0.4	1.0	Interest rate	Nov. 98	5.13	3.99
	Czech Rep.	Gross domestic product	Q2 98	..	-2.4	Current balance	Q3 98	-0.02	-0.68
		Leading indicator		Unemployment rate	Oct. 98	7.0	5.0
		Consumer price index	Oct. 98	-0.1	8.2	Interest rate	Nov. 98	11.31	16.72
	Denmark	Gross domestic product	Q2 98	0.2	1.5	Current balance	Q4 97	-0.8	-0.91
		Leading indicator	Aug. 98	0.1	9.3	Unemployment rate	Oct. 98	4.2	5.2
		Consumer price index	Oct. 98	0.0	1.7	Interest rate	Nov. 98	4.26	3.90
	Finland	Gross domestic product	Q2 98	2.1	4.9	Current balance	Sep. 98	0.67	0.54
		Leading indicator	Jul. 98	-1.2	-6.2	Unemployment rate	Oct. 98	11.0	12.3
		Consumer price index	Oct. 98	0.0	1.1	Interest rate	Nov. 98	3.61	3.65
	France	Gross domestic product	Q3 98	0.5	2.8	Current balance	Aug. 98	1.58	0.98
		Leading indicator	Oct. 98	-0.2	3.2	Unemployment rate	Oct. 98	11.8	12.4
		Consumer price index	Oct. 98	-0.1	0.4	Interest rate	Nov. 98	3.59	3.69
	Germany	Gross domestic product	Q3 98	0.9	2.7	Current balance	Sep. 98	-1.14	1.51
		Leading indicator	Oct. 98	-1.3	-2.2	Unemployment rate	Oct. 98	9.3	10.3
		Consumer price index	Nov. 98	0.0	0.7	Interest rate	Nov. 98	3.63	3.74
	Greece	Gross domestic product	1997		3.2	Current balance	Mar. 98	-0.82	-0.75
		Leading indicator	Oct. 98	-0.8	1.2	Unemployment rate	
		Consumer price index	Oct. 98	0.1	4.7	Interest rate	Nov. 98	10.50	11.50
	Hungary	Gross domestic product	Q2 98	..	5.1*	Current balance	Oct. 98	-0.1*	0.0*
		Leading indicator		Unemployment rate	Sep. 98	9.1	10.5
		Consumer price index	Nov. 98	0.3	1.3	Interest rate	Oct. 98	18.70	19.30
	Iceland	Gross domestic product	1997		4.4	Current balance	Q3 98	-0.06	-0.03
		Leading indicator		Unemployment rate	Oct. 98	2.5	3.9
		Consumer price index	Nov. 98	0.3	1.3	Interest rate	Oct. 98	7.50	6.90
	Ireland	Gross domestic product	1997		10.7	Current balance	Q2 98	0.70	0.21
		Leading indicator	Oct. 98	-1.1	6.7	Unemployment rate	Oct. 98	8.6	9.9
		Consumer price index	Oct. 98	0.1	2.9	Interest rate	Oct. 98	4.01	6.14
	Italy	Gross domestic product	Q2 98	0.4	1.1	Current balance	Jun. 98	3.94	2.10
		Leading indicator	Sep. 98	-0.5	0.2	Unemployment rate	Jul. 98	12.3	12.0
		Consumer price index	Oct. 98	0.2	1.7	Interest rate	Sep. 98	4.97	6.67
	Japan	Gross domestic product	Q3 98	-0.7	-3.5	Current balance	Sep. 98	14.37	9.40
		Leading indicator	Oct. 98	0.0	-2.5	Unemployment rate	Oct. 98	4.2	3.4
		Consumer price index	Oct. 98	0.7	0.2	Interest rate	Oct. 98	0.61	0.53

			% change from:				% change from:		
			previous period	previous year			current period	same period last year	
	Korea	Gross domestic product	Q2 98	-1.2	-6.7	Current balance	Sep. 98	3.68	-0.51
		Leading indicator		Unemployment rate	Oct. 98	8.5	2.5
		Consumer price index	Nov. 98	-0.3	6.8	Interest rate	Oct. 98	8.10	13.80
	Luxembourg	Gross domestic product	1997		3.7	Current balance	
		Leading indicator	Oct. 98	-2.1	-6.7	Unemployment rate	Sep. 98	2.2	2.6
		Consumer price index	Oct. 98	0.1	0.5	Interest rate	
	Mexico	Gross domestic product	Q3 98	2.0	5.0	Current balance	Q2 98	-3.54	-1.13
		Leading indicator	Aug. 98	2.1	8.1	Unemployment rate	Oct. 98	3.1	3.2
		Consumer price index	Oct. 98	1.4	16.6	Interest rate	Nov. 98	34.36	22.01
	Netherlands	Gross domestic product	Q2 98	0.7	3.7	Current balance	Q1 98	3.54	4.66
		Leading indicator	Oct. 98	-0.9	-1.7	Unemployment rate	Sep. 98	3.7	4.9
		Consumer price index	Oct. 98	0.2	1.8	Interest rate	Nov. 98	3.42	3.75
	New Zealand	Gross domestic product	Q2 98	-1.1	-1.0	Current balance	Q1 98	-0.27	-0.61
		Leading indicator		Unemployment rate	Q2 98	7.7	6.6
		Consumer price index	Q3 98	0.5	1.7	Interest rate	Oct. 98	4.85	7.76
	Norway	Gross domestic product	Q3 98	0.1	1.6	Current balance	Q2 98	-0.05	1.60
		Leading indicator	Jul. 98	0.1	-0.2	Unemployment rate	Q3 98	3.2	4.1
		Consumer price index	Oct. 98	0.0	2.2	Interest rate	Nov. 98	8.00	3.95
	Poland	Gross domestic product				Current balance	Sep. 98	-1.30	-0.45
		Leading indicator		Unemployment rate	Oct. 98	10.0	10.6
		Consumer price index	Oct. 98	0.6	9.8	Interest rate	Oct. 98	16.14	22.87
	Portugal	Gross domestic product	Q4 97	1.9	4.8	Current balance	Q4 97	-0.69	-0.87
		Leading indicator	Sep. 98	1.4	3.5	Unemployment rate	Oct. 98	4.5	6.5
		Consumer price index	Oct. 98	0.3	3.2	Interest rate	Oct. 98	4.00	5.28
	Spain	Gross domestic product	Q2 98	0.9	3.9	Current balance	Sep. 98	-1.19	0.21
		Leading indicator	Oct. 98	-0.4	-0.4	Unemployment rate	Oct. 98	18.2	20.3
		Consumer price index	Oct. 98	0.0	1.7	Interest rate	Nov. 98	3.80	5.05
	Sweden	Gross domestic product	Q2 98	2.2	4.2	Current balance	Sep. 98	0.74	0.87
		Leading indicator	Oct. 98	0.3	0.6	Unemployment rate	Oct. 98	7.5	9.5
		Consumer price index	Oct. 98	0.2	-0.9	Interest rate	Nov. 98	3.79	4.31
	Switzerland	Gross domestic product	Q2 98	0.3	2.4	Current balance	Q3 98	5.39	5.33
		Leading indicator	Oct. 98	-1.4	1.2	Unemployment rate	Oct. 98	3.4	5.0
		Consumer price index	Nov. 98	-0.2	-0.1	Interest rate	Oct. 98	1.23	1.73
	Turkey	Gross domestic product	Q2 98	-1.2	2.6	Current balance	Q3 98	1.79	0.94
		Leading indicator		Unemployment rate	Q2 98	6.4	5.9
		Consumer price index	Nov. 98	4.3	72.8	Interest rate	Nov. 98	78.94	77.87
	United Kingdom	Gross domestic product	Q3 98	0.4	2.3	Current balance	Q2 98	0.99	3.37
		Leading indicator	Oct. 98	-0.5	-4.0	Unemployment rate	Aug. 98	6.2	6.8
		Consumer price index	Oct. 98	0.1	3.1	Interest rate	Nov. 98	6.88	7.54
	United States	Gross domestic product	Q3 98	1.0	3.5	Current balance	Q3 98	-61.30	-38.09
		Leading indicator	Oct. 98	0.7	-1.0	Unemployment rate	Oct. 98	4.6	4.8
		Consumer price index	Oct. 98	0.2	1.5	Interest rate	Nov. 98	5.24	5.74

Definitions and notes

Gross Domestic product: Volume series, seasonally adjusted except for Czech Republic and Portugal; **Leading indicator:** A composite indicator, based on other indicators of economic activity (employment, sales, income, etc.), which signals cyclical movements in industrial production from six to nine months in advance; **Consumer price index:** Measures changes in average retail prices of a fixed basket of goods and services; **Current balance:** \$ billion; not seasonally adjusted except for Australia, the United Kingdom and the United States;

Unemployment rate: % of civilian labour force – standardised unemployment rate; national definitions for Czech Republic, Iceland, Korea, Mexico, Poland, Switzerland and Turkey; seasonally adjusted apart from Turkey; **Interest rate:** Three months, except for Greece (twelve months) and Turkey (overnight interbank rate) .. *not available*
Sources: *Main Economic Indicators*, OECD Publications, Paris, December 1998. For Hungary, PIB*: CSO and current balance*: Central Bank.